











AEP'S 2022 ESG PERFORMANCE SCORECARD

Strong financial and operational performance is inextricably linked to robust environmental, social and governance (ESG) practices and strategy. Awareness of how ESG impacts the full value-chain helps to inform business decisions while delivering results. Whether aligning our capital investments with our decarbonization and grid modernization strategy, or our commitment to a strong safety culture and governance practices, AEP's efforts to integrate ESG into the business deliver short- and long-term value for all stakeholders. In addition, we map our efforts to the United Nations Sustainable Development Goals (SDGs), demonstrating the contributions AEP is making to create shared value for our customers, communities, investors and our company.

Performance Metric	Status	Tied to Incentive Comp and/or Leader Oversight	UNSDG Mapping
Environmental			
Reduce AEP's carbon emissions from directly owned generation (scope 1) 80% by 2030 (compared to 2000 levels) and achieve net-zero emissions by 2050 (scopes 1 and 2). <i>Visit AEP's Decarbonization Strategy for more details.</i>	●	Yes	
Carbon-free capacity goal: 3-year non-emitting generating capacity growth. <i>Visit AEP's Decarbonization Strategy for more details.</i>	●	Yes	
By 2030 grow regulated renewables to approximately 50% of our generating capacity. <i>Visit AEP's Decarbonization Strategy for more details.</i>	●	Yes	
Replace 100% of our 2,300 cars and light-duty trucks with available EV alternatives by 2030. And electrify 50% of forklifts by 2030. <i>Visit AEP's Electrification Strategy for more details.</i>	●	Yes	
Zero violations of environmental laws and regulations and zero enforcement actions. <i>Visit Environmental Performance for more details.</i>	●	Yes	

● On Target ● Partially on Target ● Target not Achieved

Performance Metric	Status	Tied to Incentive Comp and/or Leader Oversight	UNSDG Mapping
Social			
Achieve Zero Harm – Zero employee fatalities <i>Visit Safety & Health Performance for more details.</i>	●		
Achieve Zero Harm – Employee & Contractor DART Rate <i>Visit Safety & Health Performance for more details.</i>	●	Yes	 
Perform Targeted CORE Visits using a structured process to address high-risk activities through continuous learning. <i>Visit Safety & Health Performance for more details.</i>	●		
Achieve 15% of our total managed spend with diverse suppliers by the end of 2025 [includes Tier 1 (prime) and Tier 2 (subcontractors) suppliers]. <i>Visit Supply Chain Management for more details.</i>	●	Yes	    
Ensure an engaged, collaborative and appreciated workforce by measuring our culture journey through our annual employee survey. <i>Visit Human Capital Management for more details.</i>	●	Yes	  

● On Target ● Partially on Target ● Target not Achieved

